


TECH TIMES

Monthly email newsletter to share tech tips for the classroom

This month's featured tool:

Pear Deck



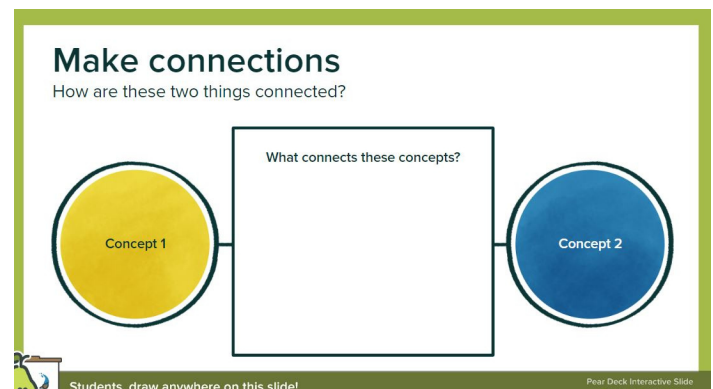
ENGAGEMENT

Pear Deck is a Google Slides add-on that can take a classroom presentation and turn it into an engaging conversation. Pear Deck provides teachers an opportunity to make lessons interactive as students respond to questions or prompts on chosen slides.

INSTRUCTIONAL STRATEGIES

Pear Deck includes templates that a teacher can add to any presentation.

One of the templates under the "Critical Thinking" section is "Making Connections." A teacher can customize this slide by filling in the topics in the yellow and blue circles. Making Connections is a powerful strategy to ignite critical thinking that bridges prior learning with new learning. Once students respond, teachers can anonymously project ideas to discuss and expand on student ideas.



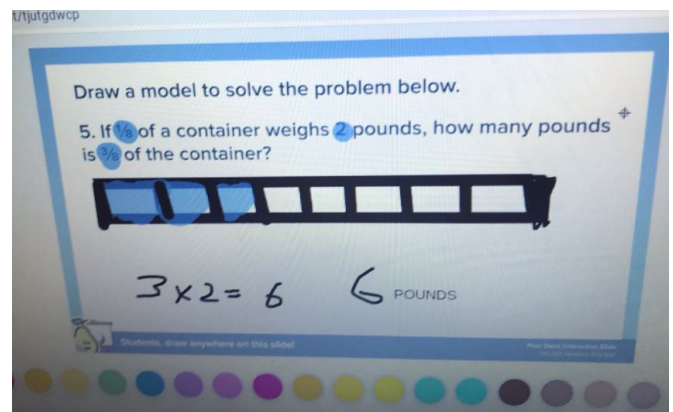


FORMATIVE ASSESSMENT

Pear Deck includes templates that can be used for formative assessment throughout a lesson. As you can see from the graphic to the left, there are bell-ringer slides, assessments & activities, and exit tickets, to name a few. A teacher can also insert his/her/their own custom activity to inform instructional decisions throughout a lesson. A teacher has the ability to control the pacing of the slides, so they can be used as checkpoints throughout a lesson or as assessment pieces in asynchronous environments.

SUCCESSSES

"My favorite part about Pear Deck is that all students have a chance to work on a problem, and I can see all their work. It is so easy to pull up student work to guide our discussion"



RESOURCES

Check out these links to help support your future implementation of Pear Deck:

- [How to Make Interactive Google Slides with Pear Deck](#)
- [Pear Deck Templates](#)
- [Pear Deck Training](#)